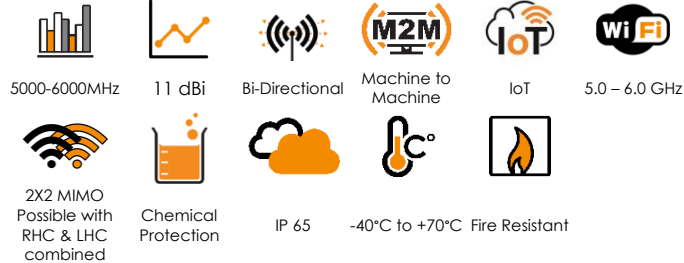



# HELI-18

ANTENNAS | HELI-18 SERIES

## CIRCULAR POLARISED, BI-DIRECTIONAL MINE/TUNNEL ANTENNA

Wi-Fi; 5000 - 6000 MHz, 11 dBi



- Circular Polarised HELI antenna provides enhanced signal propagation and connection stability within a tunnel
- Left-hand Circular (LHC) & Right-Hand Circular (RHC) Polarised options available
- Bi-directional – radiates in both directions in a tunnel
- Ruggedized, water and dust ingress protected (IP 65)
- Ideal for Mining & Tunnel M2M and IoT deployments



### Product Overview

The HELI-18 forms part of a series of Mini-HELI antennas. These antennas are only mini in size relative to their bigger brothers, the HELI-3, HELI-4 & HELI-8, but offer medium to high gain, which makes these antennas ideal for mining tunnels where IoT/M2M connectivity is deployed and can also be used for coverage into the stopes.

The HELI-18 is a set of 5 GHz Wi-Fi antennas, radiating in both directions (i.e. bi-directional), which make them ideal for the coverage of the 5 GHz in mining and other type of tunnels. These antennas are typically used for the deployment of IoT within the tunnel to provide telemetry and mine automation. These antennas are available in both Left-Hand Circular (LHC) & Right-Hand Circular (RHC) polarised antenna elements to provide optimal decorrelation within a MIMO deployment when using the BRKT-45, resulting in optimum performance. The decorrelation is due to the polarisation difference and spatial diversity, between the two antenna elements, which enhances MIMO performance and RF reliability within a mining tunnel. The Wi-Fi connection propagates around tunnel bends in a Non-Line of Sight scenario and provides immunity to many Wi-Fi signal disrupting objects such as trains and drilling machinery which appear to obscure the tunnel.

### Features

- Single port 5 GHz Wi-Fi antenna
- This antenna is especially designed for mining and other types of tunnels where rapid extension of network is required
- Bi-directional – radiates in both directions in a tunnel
- Left & Right-hand Circular Polarised available (for MIMO)
- Intrinsically safe version available on request

### Application Areas

- Supplementing fibre/leaky feeder cable "Hotspots" to areas to enhance mobility or extend networks to inaccessible areas
- Underground telemetry and automation
- Creating of complete underground in tunnel wide data networks and internet/LTE connectivity
- Seamless connection to personnel using cellular phones and smart devices and tablets



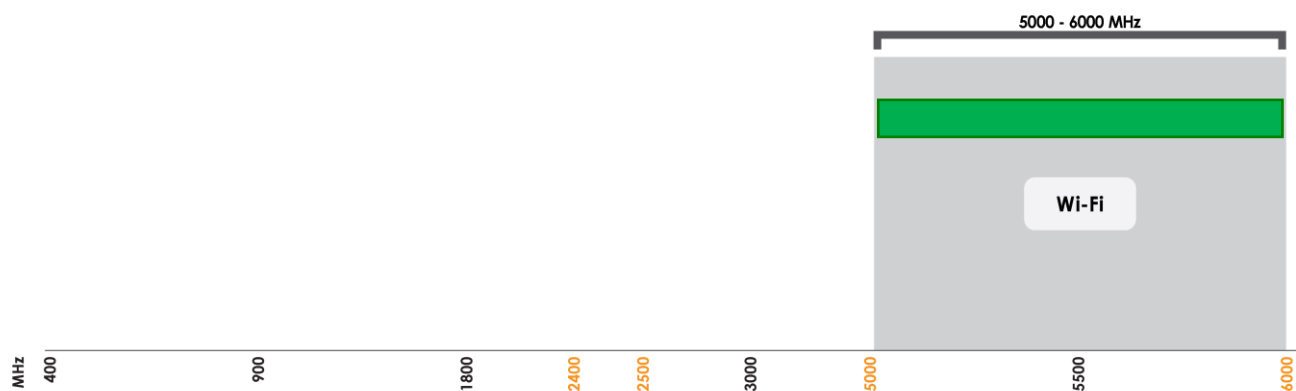
2x HELI-18 antennas mounted on the BRKT-45 for MIMO application

### HELI-18



### Frequency Bands

The Heli-18 is a Wi-Fi / ISM antenna that works from 5000 – 6000 MHz



Indicates the Wi-Fi bands on which Heli-18 works

### Antenna Overview

Port	1
Frequency Bands	5000 - 6000 MHz
Peak Gain	11.0 dBi
Coax Cable Type	RG-58
Coax Cable Length	350mm
Connector Type	N-Type (M)

*\*The coax cable & connector is factory mounted to the antenna*

## Electrical Specifications

Frequency bands:	5000 MHz - 6000 MHz
Gain (max):	11.0 dBi
VSWR:	<1.5:1
	Over 90% of the bands
Feed power handling:	30 W
Input impedance:	50 Ohm (nominal)
Polarisation:	Circular Polarised (LHC or RHC)
Coax cable loss:	2.0 dB /m @ 5.8 GHz
DC short:	N/A

## Product Box Contents

Antenna:	A-HELI-0018-V2-01
----------	-------------------

## Ordering Information

Commercial name:	HELI-18
------------------	---------

### a) Right-hand Circular Version

Order product code:	A-HELI-0018-V2-01-R
---------------------	---------------------

EAN number:	6009710920213
-------------	---------------

### b) Left-hand Circular Version

Order product code:	A-HELI-0018-V2-01-L
---------------------	---------------------

EAN number:	6009710920206
-------------	---------------

**Note: For MIMO application, order both Right-Hand Circular and Left-Hand Circular antennas.**

## Mechanical Specifications

Product dimensions	632 mm x 142 mm x 114 mm
Packaged dimensions:	660mm x 165mm x 140mm
Weight:	1.70 kg
Packaged weight:	2.3 kg
Radome material:	ABS & PVC
Radome colour:	Grey
Mounting Type:	Ceiling mounted

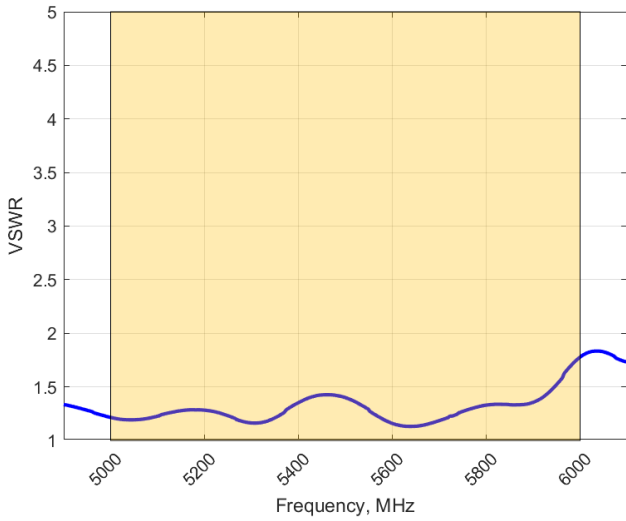
## Environmental Specifications, Certification & Approvals

Wind Survival:	<120 km/h
Temperature Range (Operating):	-40°C to +70°C
Environmental Conditions:	Outdoor/Indoor
Water ingress protection ratio/standard:	IP 65
Salt Spray:	MIL-STD 810F/ASTM B117
Operating Relative Humidity:	Up to 98%
Storage Humidity:	5% to 95% - non-condensing
Storage Temperature:	-40°C to +70°C
Enclosure Flammability Rating:	UL 94-HB
Impact resistance:	IK 08
Product Safety & Environmental:	Complies with CE and RoHS standards

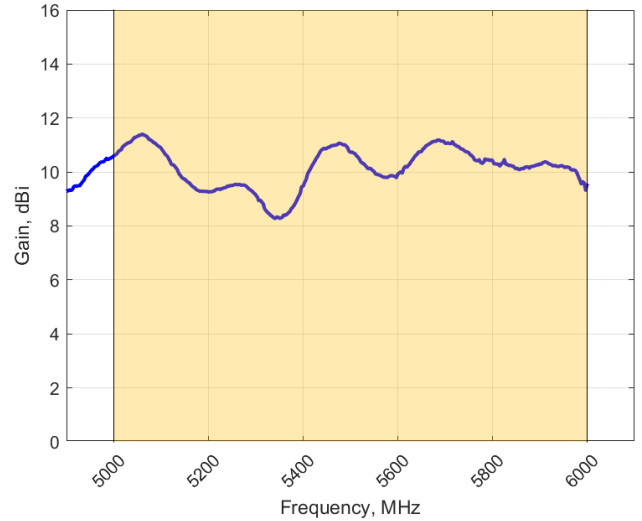


Antenna Performance Plots

VSWR 5000-6000 MHz



GAIN 5000-6000 MHz (EXCLUDING CABLE LOSS)



Voltage Standing Wave Ratio (VSWR)

VSWR is a measure of how efficiently radio-frequency power is transmitted from a power source, through a transmission line, into a load. In an ideal system, 100% of the energy is transmitted which corresponds to a VSWR of 1:1.

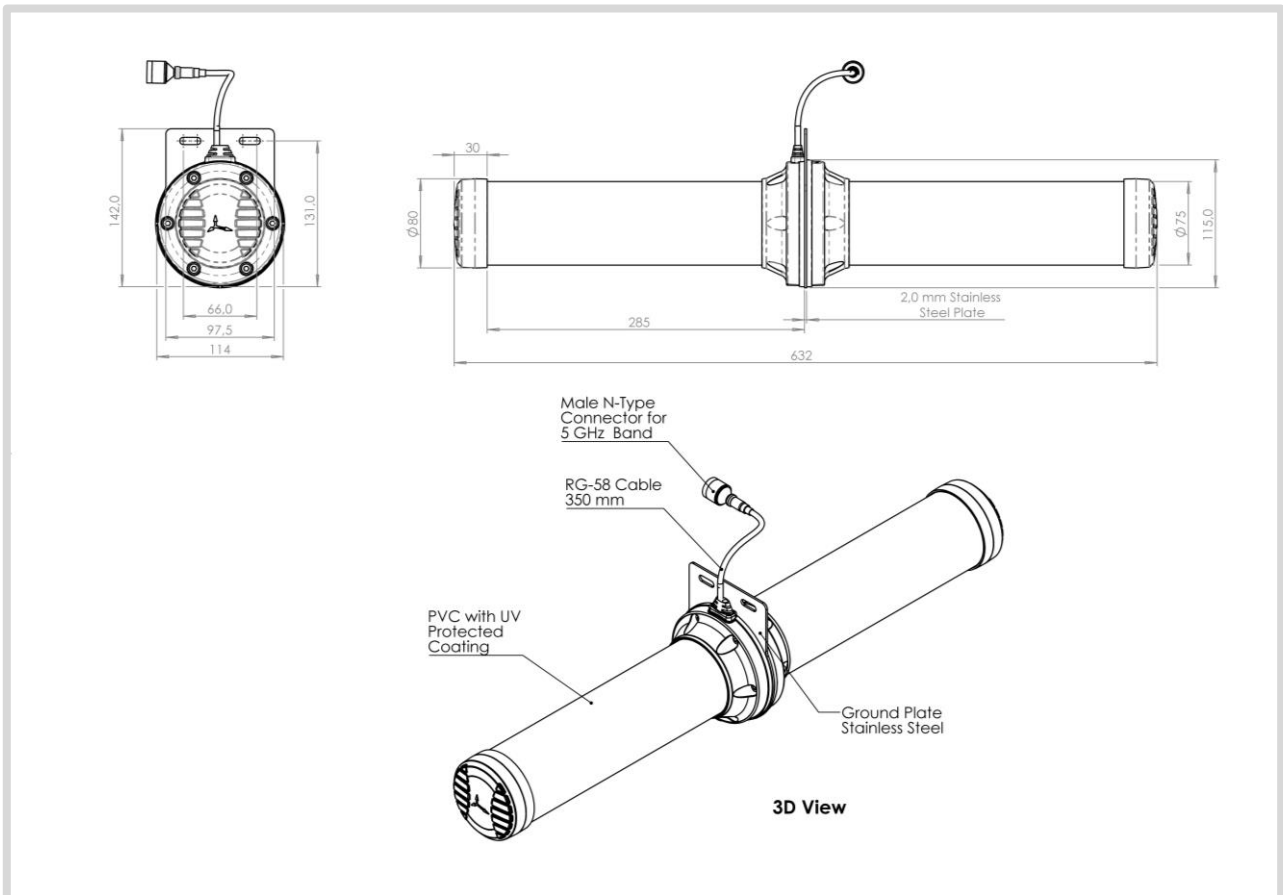
The HELI-18 delivers superior performance across all bands with a VSWR of <1.5:1 or better across 90% of the bands.

Gain\* in dBi

11.0 dBi is the peak gain from 5000 – 6000 MHz

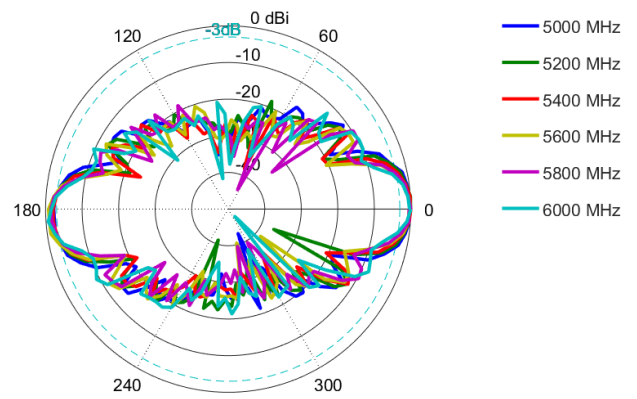
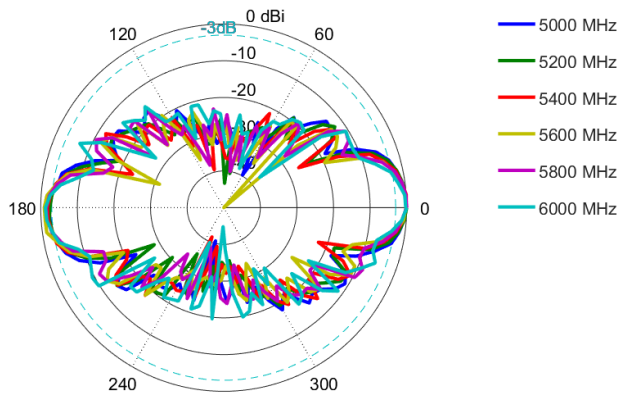
\*Antenna gain measured with circular polarised standard antenna

Technical Drawings



**Radiation Patterns**

Elevation 5000 – 6000 MHz      Azimuth 5000 – 6000 MHz



## Mounting Options



### Base Mount

The antenna can be suspended directly using the two slots on its base.



### Ceiling Mount (MIMO) - Optional

An optional Multi-directional swivel bracket is available for mounting 2 x miniHELI antennas (right-hand circular and left-hand circular polarised antennas) to a ceiling for MIMO application.

This option uses A-BRKT-045-V2-01.



### Roof Bolt Mounting - Optional

This optional 20mm roof bolt mounting bracket attachment is used in conjunction with BRKT-45 for mounting to standard mine roof bolts.

This option uses A-BRKT-047-V1-01.

## Additional Accessories



### A – BRKT – 045 - V2 - 01

Ceiling mounting bracket for holding miniHELI right-hand and left-hand circular polarised antennas.



### A – BRKT – 047 - V1 - 01

Ceiling 20mm rod mounting bracket attachment to use with BRKT-45.

## Contact Poynting

### Poynting Antennas (Pty) Ltd - Head Office

Unit 4, N1 Industrial Park  
Landmarks Avenue,  
Samrand, 0157  
South Africa

**Phone:** +27 (0) 12 657 0050

**E-mail:** sales@poynting.co.za

### Poynting Europe

Regus Business Center Neue Messe Riem  
Kronstadter Straße 4  
81677 München  
Germany

**Phone:** +49 89 208026538

**E-mail:** sales-europe@poynting.tech