

ANTENNAS | ADPT-24 SERIES

UNIVERSAL MODEM TO ANTENNA ADAPTOR

698 - 2700 MHz



- **Wideband LTE and Wi-Fi antenna**
- **Compatible with 4G, 3G and 2G technologies**
- **Improves mobile network subscriber's user experience**
- **Increased connectivity stability**
- **Weather- and vandal resistant**
- **Used in extreme weather environments**



APPLICATION AREAS

Product Overview

The adaptor consists of a flat plastic pad with a 50 cm cable that terminates in a SMA (female) connector. The plastic sleeve, that looks like a cell phone battery, encloses a device that can couple to a cell phone and divert it to a booster antenna thereby ensuring better reception. The pad of the coupler is placed against the top of the phone. (The coupler is supplied with a small piece of Velcro that you can use to ensure a more secure connection to your phone). You then connect the other end of the coupler to one of our booster antennas via the SMA (female) connector. The booster antenna can be mounted on the outside of a building and pointed in the direction of your closest cellular base station to ensure good reception.

Features

- Wideband frequency ranges from 698 – 2700 MHz
- Slim and lightweight
- Robust design

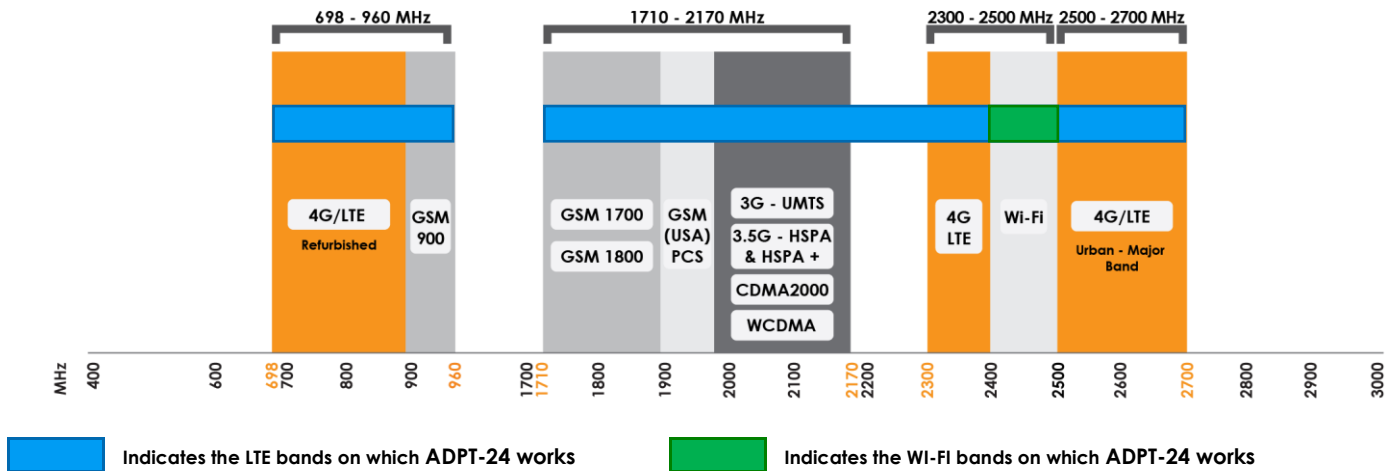
Application Areas

- Weak signal areas where there is little or no cell phone connection.
- Connection 3G/HSDPA data card and GSM/UMTS/3G mobile phones to a high antenna as to improved range and communication.
- Ideal for farmers, lodges, holiday resorts or anyone that depends on communication in the rural areas.



Frequency Bands

The ADPT-24 works from 698 – 960 MHz | 1710 – 2700 MHz



Antenna Overview

	
Ports	1
SISO / MIMO	SISO
Frequency Bands	698 – 960 MHz 1710 – 2700 MHz
Polarisation	Linear
Coax Cable Type	RG 174
Coax Cable Length	0.5m
Connector Type	SMA (F)

**The coax cable & connector are factory mounted to the antenna*

Electrical Specifications

Frequency bands:	698 – 960 MHz 1710 – 2700 MHz
VSWR (Coupled):	<3:1
VSWR (Free Space):	<3:1
Feed power handling:	10 W
Input impedance:	50 Ohm (nominal)
Polarisation:	Linear
Coax cable loss:	0.78 dB/m @ 600 MHz 0.92 dB/m @ 900 MHz 1.35 dB/m @ 1800 MHz 1.6 dB/m @ 2400 MHz
DC short:	No

Product Box Contents

Antenna:	A-ADPT-024-V2
Mounting bracket:	N/A

Ordering Information

Commercial name:	ADPT-24
Order product code:	A-ADPT-024-V2
EAN number:	6009693810150

Mechanical Specifications

Product dimensions	80 mm x 45 mm x 15 mm
Packaged dimensions:	120 mm x 50 mm x 23 mm
Weight:	0.029kg
Packaged weight:	0.038kg
Radome material:	ABS (Halogen Free)
Radome colour:	Pantone Black RAL Black
Mounting Type:	Velcro

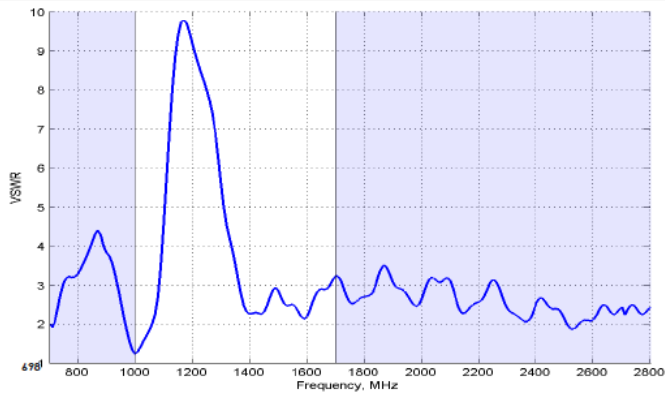
Environmental Specifications, Certification & Approvals

Wind Survival:	N/A
Temperature Range (Operating):	-20°C to +50°C
Environmental Conditions:	Indoor
Salt Spray:	MIL-STD 810F/ASTM B117
Operating Relative Humidity:	Up to 98%
Storage Humidity:	5% to 95% - non-condensing
Storage Temperature:	-20°C to +50°C
Enclosure Flammability Rating:	UL 94-HB
Impact resistance:	IK 08
Product Safety & Environmental:	Complies with CE and RoHS standards



Adapter Performance Plots

VSWR

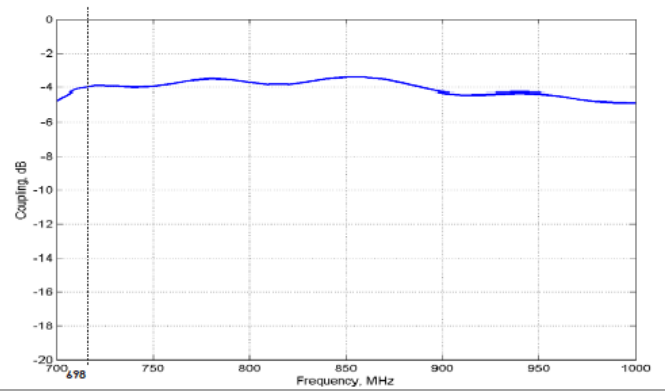


Voltage Standing Wave Ratio (VSWR)

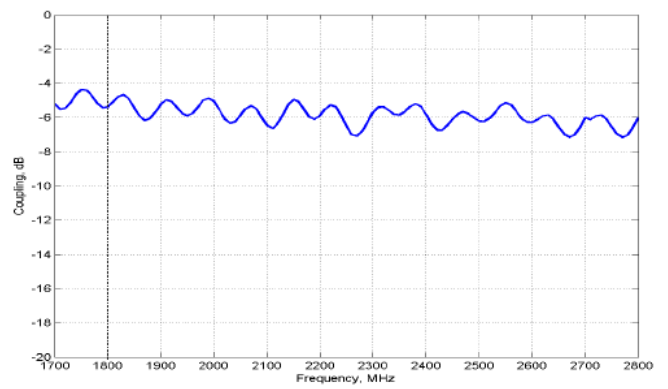
VSWR is a measure of how efficiently radio-frequency power is transmitted from a power source, through a transmission line, into a load. In an ideal system, 100% of the energy is transmitted which corresponds to a VSWR of 1:1.

The ADPT-24 delivers superior performance across all bands with a VSWR of 3:1 or better across 80% of the bands.

Coupling @ 900MHz



Coupling @ 1800MHz



Additional Accessories

Extension cables: N/A

Various connectors available

See accessories technical specifications on www.poynting.tech

Contact Poynting

Poynting Antennas (Pty) Ltd - Head Office

Unit 4, N1 Industrial Park
Landmarks Avenue,
Samrand, 0157
South Africa

Phone: +27 (0) 12 657 0050

E-mail: sales@poynting.co.za

Poynting Europe

Regus Business Center Neue Messe Riem
Kronstadter Straße 4
81677 München
Germany

Phone: +49 89 208026538

E-mail: sales-europe@poynting.tech