




In order to obtain an accurate 1:1 scale, it is recommended that you print this drawing in A4. Also, measure the ruler above to ensure that a 1:1 scale has been achieved.

Deburr and break off sharp edges where necessary.		(Inspection dimensions)	
Process	N/A	TOLERANCES	
Material	N/A	UNLESS OTHERWISE SPECIFIED	
Surface Finish	N/A	<b>Dimension Type</b>	<b>Tolerance</b>
Colour	N/A	X	± 1
Part Weight	N/A	X.X	± 0.5
		X.XX	+ 0.2

 © Copyright All IP rights reserved Poynting Antennas 0861 268 3662 www.poynting.tech	Scale (UOS): <b>Not To Scale</b> <small>All dimensions in mm unless otherwise stated</small>	Version 1.0	Date 10/06/2020	Description Initial Release	ECP no 	THIS DOCUMENT MUST NOT BE USED FOR ANY PURPOSE OTHER THAN THAT FOR WHICH IT WAS SUPPLIED. UNAUTHORISED COPYING OR REDISTRIBUTION IS STRICTLY PROHIBITED.	Title: Z Bracket Drilling Template	Part Version: 1.0	
	Third Angle Projection					Approved By Kunal Desai	Signature 	Date 27/07/2020	Part no: Author: Utsav Desai
								Drawing Version: <b>1.0</b>	